



# Derivative Insights

21.05.2026



# GEOJIT

PEOPLE YOU PROSPER WITH

## Option OI Spectrum - Indices

MONTHLY	NIFTY		BANK NIFTY		SENSEX	
	Calls	Puts	Calls	Puts	Calls	Puts
H'st OI Chg	24500	23400	53500	52000	79000	75000
H'st OI	24500	22500	56000	53000	78000	75000
H'st Vol	23600	23500	53000	53000	77000	75000

## Upcoming Expiry

WEEKLY	NIFTY		SENSEX		SENSEX Weekly	21.05.2026
	Calls	Puts	Calls	Puts		
H'st OI Chg	24000	23700	77000	74000	BANK NIFTY Monthly	26.05.2026
H'st OI	24000	23500	77000	74000	NIFTY Monthly	26.05.2026
H'st Vol	24500	23500	76000	74000	SENSEX Monthly	27.05.2026
					NIFTY Weekly	02.06.2026

## Stock Futures in Focus

Future*	Pr Close	Pr % Chg	OI % Chg	Comments
NAM-INDIA	1107.10	1.90	1.12	Long Buildup
RVNL	269.95	-0.53	1.17	Short Buildup

### Comments:

Nifty weekly contract has the highest open interest at 24000 CE and 23500 PE while monthly contracts have the highest open interest at 24500 CE and 22500 PE. The highest OI addition was seen at 24000 CE and 23700 PE in weekly and at 24500 CE and 23400 PE in monthly contracts. Fills decreased their future index long holdings by -0.41%, increased future index shorts by 2.42% and in index options, 8.73% increase in Call longs, 4.97% increase in Call short, 8.55% increase in Put longs and 23.25% increase in Put shorts.

## Index F&O

	NIFTY		BANK NIFTY		SENSEX	
	Last	Chg	Last	Chg	Last	Chg
Near Future	23695	90	53755	260	75560	291
Discount	36	49	193	107	242	173
Straddle*	398	-43	1151	-149	604	-267

## FII Activity in Index F&O

	Fut longs	Fut shorts	CE Longs	CE Shorts	PE Longs	PE Shorts
OI % Change	-0.41	2.42	8.73	4.97	8.55	23.25
Open Interest	35093	257613	441464	854211	663620	475740

\* Upcoming Expiry

## Stock Options

### Upmoves Nearing Resistance

Ticker Symbol	CMP	Call strike
ICICIPRULI	509.25	510
INDUSINDBK	897.15	900
INFY	1194.2	1200
FORTIS	974.6	980
COLPAL	2185.5	2200

These stocks have shown uptrend, but await break of key resistance as indicated by the strike with the highest CE OI.

### Consolidation Underway

Ticker Symbol	CMP	CE Strike	PE Strike	% Range
KFINTTECH	828.05	1000	760	28.98
AMBER	7049.5	9000	7000	28.37
SHREECEM	24420	26000	19500	26.62
INDIANB	810.2	1000	800	24.69
TATAELXSI	4175	5000	4000	23.95

These stocks are undergoing consolidation, unable to break beyond previous congestion points, as indicated by the CE and PE strikes with the highest OI. Given the distance between the key CE and PE strikes, upmoves/downmoves may take time to gain momentum.

### Upside Breakout Underway

Ticker Symbol	CMP	Call strike
COFORGE	1402.3	1200
BIOCON	432.7	380
SAIL	199.06	187.5
LAURUSLABS	1361.1	1300
HINDPETRO	382.75	370

These stocks have shown uptrend, and have just broken above resistance as indicated by the strike with the highest CE OI.

### Downmoves Nearing Support

Ticker Symbol	CMP	Put strike
KAYNES	3001	3000
PIIND	2901.2	2900
LICI	800.55	800
PNBHOUSING	1060.8	1060
TITAN	4106.4	4100

Downtrend may have started for these stocks, but await break of support as indicated by the strike with the highest PE OI.

### Narrow Range

Ticker Symbol	CMP	CE Strike	PE Strike	% Range
FORTIS	974.6	980	960	2.05
PATANJALI	467.15	500	490	2.14
BEL	413.3	440	430	2.42
VMM	122.14	122	125	2.46
HDFCLIFE	605.1	600	615	2.48

These stocks are undergoing consolidation, in a narrow trading range as indicated by the strikes with the highest CE and PE OI. Potential candidates for buying straddles/strangles in anticipation of breakout.

### Downside Breakout Underway

Ticker Symbol	CMP	Put strike
GAIL	155.64	192
AMBUJACEM	430.25	520
IEX	125.61	150
ICICIPRULI	509.25	560
UNITDSPR	1284.5	1400

These stocks have shown downtrend, and have just broken below support as indicated by the strike with the highest PE OI, pointing to more downsides.

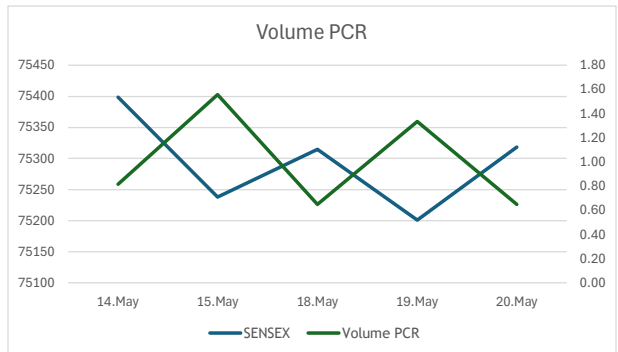
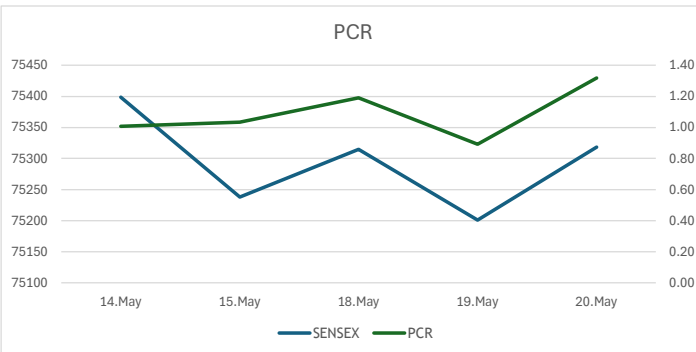
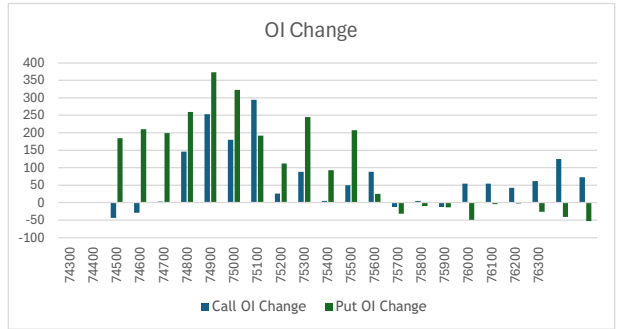
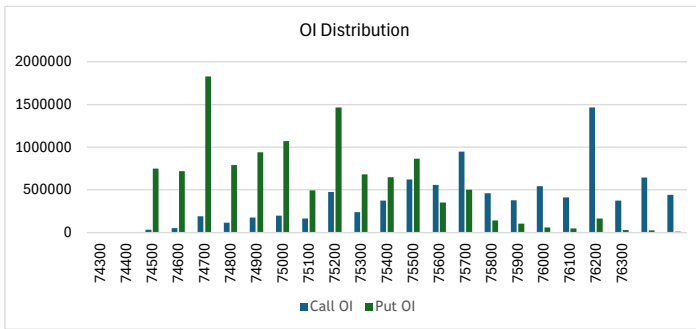
## Stock Futures

Long buildup			Short covering			Short buildup			Long unwinding		
Scripcode	Prc%	OI%	Scripcode	Prc%	OI%	Scripcode	Prc%	OI%	Scripcode	Prc%	OI%
MANKIND	4.04	0.08	POWERINDIA	7.09	-0.09	PIIND	-7.95	15.84	ICICIPRULI	-2.48	-2.45
TIINDIA	3.12	0.16	SIEMENS	4.41	-1.24	DMART	-1.77	2.10	LTM	-2.33	-1.84
BAJAJ-AUTO	2.16	1.72	CGPOWER	4.24	-2.67	AMBER	-1.05	3.42	BEL	-2.23	-10.72
ZYDUSLIFE	2.09	3.34	ABB	4.01	-1.09	IREDA	-0.75	1.27	ICICIGI	-2.03	-5.01
NAM-INDIA	1.90	1.12	HINDALCO	3.78	-7.96	VOLTAS	-0.68	0.30	KAYNES	-1.71	-2.50
ASHOKLEY	1.53	0.96	HINDPETRO	3.22	-8.20	ALKEM	-0.57	0.19	TECHM	-1.68	-11.21
POLICYBZR	1.33	5.59	PAYTM	2.88	-3.58	RVNL	-0.53	1.17	SWIGGY	-1.68	-0.93
ABCAPITAL	0.65	2.16	RELIANCE	2.81	-15.00	GAIL	-0.48	3.80	EXIDEIND	-1.35	-29.20
KPITTECH	0.65	0.73	SAMMAANCAP	2.78	-6.76	VEDL	-0.46	0.18	BRITANNIA	-1.24	-1.31

# SENSEX Expiry Insights

CALL							PUT								
OI Advance			OI Decline			Most Active		OI Advance			OI Decline			Most Active	
Strike	OI	OI Chg	Strike	OI	OI Chg	Strike	Volume	Strike	OI	OI Chg	Strike	OI	OI Chg	Strike	Volume
77000	2097860	797540	79000	1024140	-464180	76000	111144000	74000	2373220	1377760	66300	329080	-255760	74000	92423240
76500	1440460	776160	79500	355000	-198560	75500	91167060	74500	1830600	1218760	75500	503940	-231680	74500	91701120
76800	1098040	693040	75500	947480	-136440	75000	84723680	72000	2001280	1009900	70000	641220	-150180	75000	86121420
76000	1463780	440100	77900	168540	-119060	75200	68282020	73500	1821000	1000900	69000	218800	-91680	74800	60703000
76200	642560	357240	80000	568080	-110640	76500	60013880	72500	1569020	844100	73000	2208180	-76560	74600	54869340

Option Spectrum												
Call						Put						
Comments	Volume	Price	OI	OI%Chg	Price%	Strike	Price%	OI%Chg	OI	Price	Volume	Comments
Short Covering	1312600	1086.95	31860	-43.25	8.73	74300	-60.89	184.69	751580	54.2	34877840	Short Addition
Short Covering	1981520	999.85	54120	-28.9	5.32	74400	-59.19	209.92	719760	64.7	36238620	Short Addition
Long Addition	12160940	905.05	189260	3.44	2.91	74500	-57.27	199.2	1830600	78.15	91701120	Short Addition
Long Addition	10742760	820.35	116620	145.41	4.64	74600	-56.06	259.35	790200	92.3	54869340	Short Addition
Long Addition	22413340	732.95	177800	253.06	2.27	74700	-54.3	373.21	940560	108.65	51578220	Short Addition
Long Addition	34838960	655.5	199320	180.18	0.23	74800	-52.44	323.23	1071020	128.95	60703000	Short Addition
Short Addition	36537220	579.15	163440	294.02	-1.51	74900	-50.23	191.98	493920	154.35	44535020	Short Addition
Short Addition	84723680	506.7	476280	26.4	-5.25	75000	-47.27	112.19	1466400	183.15	86121420	Short Addition
Short Addition	55525900	437.5	237620	87.99	-6.77	75100	-45.31	244.67	683280	215.9	38845580	Short Addition
Short Addition	68282020	374.9	373980	5.21	-11.28	75200	-41.57	92.92	647940	255.7	37173500	Short Addition
Short Addition	57174980	321.75	623100	49.73	-15.63	75300	-37.13	207.65	864320	299.75	27611860	Short Addition
Short Addition	53775100	273.7	559100	87.76	-18.59	75400	-34.3	24.88	350900	350.15	14676740	Short Addition
Long Unwinding	91167060	227.15	947480	-12.59	-22.97	75500	-31.62	-31.49	503940	405.1	123205000	Long Unwinding
Short Addition	45184900	188.5	459180	5	-26.9	75600	-29.63	-9.19	140340	460.7	3107940	Long Unwinding
Long Unwinding	44128160	153	380100	-11.96	-30.74	75700	-27.41	-13.57	105500	525.3	2034280	Long Unwinding
Short Addition	46754580	123.65	544360	54.68	-35.45	75800	-24.64	-49.51	58240	599.35	1696360	Long Unwinding
Short Addition	41292960	99.4	413100	54.44	-39.87	75900	-22.54	-4.05	47840	672.1	354840	Long Unwinding
Short Addition	111144000	79.25	1463780	42.99	-44.42	76000	-20.33	-2.91	165240	750.1	1556400	Long Unwinding
Short Addition	35219040	62.7	374760	61.53	-48.29	76100	-18.69	-25.52	31000	831.25	131980	Long Unwinding
Short Addition	37165740	48.65	642560	125.21	-52.3	76200	-16.83	-40.76	23780	913.1	106500	Long Unwinding
Short Addition	33218020	37.8	441400	72.71	-56.28	76300	-15.56	-52.94	10400	1005.2	50140	Long Unwinding



## DISCLAIMERS & DISCLOSURES:

### CERTIFICATION

I, Tency N. Kurien, analyst of Geojit Investments Limited, hereby certify that all the views expressed in this research report reflect our personal views about any or all of the subject issuer or securities. This report has been prepared by the Research Team of Geojit Investments Limited.

The Research Analyst hereby declare that:

- i. It is duly registered with SEBI as a Research Analyst pursuant to the SEBI (Research Analysts) Regulations, 2014 and its registration details are: INH000019567
- ii. It has registration and qualifications required to render the services contemplated under the SEBI (Research Analysts) Regulations, 2014 ("RA Regulations"), and the same are valid and subsisting.
- iii. Research analyst services provided by it do not conflict with or violate any provision of law, rule or regulation, contract, or other instrument to which it is a party or to which any of its property is or may be subject;
- iv. The maximum fee that may be charged by Research Analyst is ₹1.51 lakhs per annum per family of client.
- v. The recommendations provided by Research Analyst do not provide any assurance of returns.

### COMPANY OVERVIEW

Geojit Investments Limited Corporate Identification Number (CIN): U66110KL2023PLC080586 and SEBI Registration Number - Research Entity: INH000019567, having its registered office at 7<sup>th</sup> Floor, 34/659 - P, Civil Line Road, Padivattom, Edappally, Ernakulam, Kerala, India, 682024 is an investment services company with memberships in National Stock Exchange (NSE), Bombay Stock Exchange (BSE), Multi Commodity Exchange (MCX) and National Commodity & Derivatives Exchange (NCDEX). GIL offers advanced trading and investing platforms, and in-depth research reports & recommendations on equities, commodities, currencies and bonds. As a depository participant of NSDL and CDSL, GIL offers comprehensive investment related services like de-materialization, transmission and, hassle free distribution of benefits from corporate actions. GIL as a SEBI registered Research Entity, prepares and shares research data and reports periodically with clients, investors, stake holders and general public in compliance with the Securities and Exchange Board of India Act, 1992, the Securities and Exchange Board Of India (Research Analysts) Regulations, 2014 and/or any other applicable directives, instructions or guidelines issued by the Regulators from time to time.

### DISTRIBUTION OF REPORTS

This document is not for public distribution and has been furnished to you solely for your information and must not be reproduced or redistributed to any other person. Geojit Investments Limited will not treat the recipients of this report as clients by virtue of their receiving this report.

### GENERAL REPRESENTATION

The research reports do not constitute an offer or solicitation for the purchase or sale of any financial instruments, inducements, promise, guarantee, warranty, or as an official confirmation of any transaction or contractual obligations of any kind. This report is provided for assistance only and is not intended to be and must not alone be taken as the basis for an investment decision. The information contained herein is from publicly available data or other sources believed to be reliable, but we do not represent that it is accurate or complete and it should not be relied on as such. We have also reviewed the research report for any untrue statements of material facts or any false or misleading information. While we endeavour to update on a reasonable basis the information discussed in this material, there may be regulatory, compliance, or other reasons that prevent us from doing so.

### RISK DISCLOSURE

Geojit Investments Limited and/or its Affiliates and its officers, directors and employees including the analyst/authors shall not be in any way held responsible for any loss or damage that may arise to any person from any inadvertent error in the information contained in this report. Investors may lose his/her entire investment under certain market conditions, so before acting on any advice or recommendation in this material, investors should consider whether it is suitable for their particular circumstances and, if necessary, seek professional advice. This report does not take into account the specific investment objectives, financial situation/circumstances and the particular needs of any specific person who may receive this document. The user assumes the entire risk of any use made of this information. Each recipient of this report should make such investigation as it deems necessary to arrive at an independent evaluation of an investment in the securities of companies referred to in this report (including the merits and risks involved). The price, volume and income of the investments referred to in this report may fluctuate and investors may realize losses that may exceed their original capital.

### TECHNICAL DISCLAIMER

We have prepared this report based on information believed to be reliable. The recommendations herein are based on 12-month horizon, unless otherwise specified. The investment ratings are on absolute positive/negative return basis. It is possible that due to volatile price fluctuation in the near to medium term, there could be a temporary mismatch to rating. For reasons of valuations/return/lack of clarity/event we may revisit rating at appropriate time. The stocks always carry the risk of being upgraded to buy or downgraded to a hold, reduce or sell. The opinions expressed are subject to change, but we have no obligation to tell our clients when our opinions or recommendations change. This report is non-inclusive and does not consider all the information that the recipients may consider material to investments. This report is issued by Geojit Investments Limited without any liability/undertaking/commitment on the part of itself or any of its entities. We may have issued or may issue on the companies covered herein, reports, recommendations or information which is contrary to those contained in this report. The securities described herein may not be eligible to all categories of investors. Reports based on technical analysis is focused on studying charts of a stock's price movement and trading volume, as opposed to focusing on a company's fundamentals and as such, may not match with a report on a company's fundamentals. We may have issued or may issue on the companies covered herein, reports, recommendations or information which is contrary to those contained in this report. Opinions expressed herein are our current opinions as of the date appearing on this report only. Geojit Investments Limited does not guarantee returns, profits, accuracy, or risk-free investments from the use of its research services. All opinions, projections, estimates in the reports are based on the analysis of available data under certain assumptions as of the date of preparation/publication of the report. Any investment made based on recommendations in the reports are subject to market risks, and recommendations do not provide any assurance of returns. There is no recourse to claim any losses incurred on the investments made based on the recommendations in the research report. Any reliance placed on the report provided by Geojit Investments Limited shall be as per the client's own judgement and assessment of the conclusions contained in the report. The SEBI registration, Enlistment with RAASB, and NISM certification do not guarantee the performance of the RA or assure any returns to the client.

### JURISDICTION

The securities described herein may not be eligible for sale in all jurisdictions or to all categories of investors. The countries in which the companies mentioned in this report are organized may have restrictions on investments, voting rights or dealings in securities by nationals of other countries. Distributing/taking/sending/dispatching/transmitting this document in certain foreign jurisdictions may be restricted by law, and persons into whose possession this document comes should inform themselves about and observe any such restrictions. Failure to comply with this restriction may constitute a violation of any foreign jurisdiction laws. Foreign currencies denominated securities are subject to fluctuations in exchange rates that could have an adverse effect on the value or price of or income derived from the investment. Investors in securities such as ADRs, the value of which are influenced by foreign currencies effectively assume currency risk.

## REGULATORY DISCLOSURES:

Geojit Investments Limited is a wholly owned subsidiary of Geojit Financial Services Limited. Group Companies / fellow subsidiaries of GIL are Geojit Financial Services Limited, Geojit Technologies Private Limited (Software Solutions provider), Geojit Credits Private Limited (NBFC Services provider), Geojit Fintech (P) Limited, Geojit IFSC Limited (a company incorporated under IFSC regulations), Qurum Business Group Geojit Securities LLC. (a joint venture of holding company in Oman engaged in financial services) Barjeel Geojit Financial Services LLC (a joint venture of holding company in UAE engaged in financial services) BBK Geojit Business Consultancy and Information KSC (C) (a fellow subsidiary in Kuwait engaged in financial services) and Aloula Geojit Capital Company (a joint venture in Saudi Arabia under liquidation. In the context of the SEBI Regulations on Research Analysts (2014), Geojit Investments Limited affirms that we are a SEBI registered Research Entity and in the course of our business as a stock market intermediary, we issue research reports /research analysis etc that are prepared by our Research Analysts. We also affirm and undertake that no disciplinary action has been taken against us or our Analysts in connection with our business activities.

In compliance with the above-mentioned SEBI Regulations, the following additional disclosures are also provided which may be considered by the reader before making an investment decision:

### 1. Disclosures regarding Ownership\*:

Geojit Investments Limited confirms that:

(i) Geojit Investments Limited /its associates do not have financial interest in relation to the subject company (ies) covered herein/ has no other material conflict in relation to subject company, at the time of publication of the research report.

It/its associates have no actual beneficial ownership greater than 1% or more in relation to the subject company (ies) covered herein, at the end of the month immediately preceding the date of publication of the research report

Further, the Analyst confirms that:

(i) he, his associates and his relatives shall take reasonable care to ensure that they do not have stock holding in the securities covered herein, nor have any other financial interest, or other material conflict in the same, at the time of publication of the research report.

(ii) he, his associates and his relatives have no actual/beneficial ownership greater than 1% or more in the subject company covered, at the end of the month immediately preceding the date of publication of the research report

### 2. Disclosures regarding Compensation:

During the past 12 months, Geojit Investments Limited or its Associates:

(a) Have not received any compensation from the subject company; (b) Have not managed or co-managed public offering of securities for the subject company (c) Have not received any compensation for investment banking or merchant banking or brokerage services from the subject company (d) Have not received any compensation for products or services, other than investment banking or merchant banking or brokerage services from the subject company. (e) Have not received any compensation or other benefits from the subject company or third party in connection with the research report (f) The subject company is / was not a client during twelve months preceding the date of distribution of the research report, unless notified.

### 3. Disclosure by Geojit Investments Limited regarding the compensation paid to its Research Analyst:

Geojit Investments Limited hereby confirms that no part of the compensation paid to the persons employed by it as Research Analysts is based on any specific brokerage services or transactions pertaining to trading in securities of companies contained in the Research Reports.

### 4. Disclosure regarding the Research Analyst's connection with the subject company:

It is affirmed that, I, Tency N. Kurien, research analyst of Geojit Investments Limited have not served as an officer, director or employee of the subject company.

### 5. Disclosure regarding Market Making activity:

Neither Geojit Investments Limited /its Analysts have engaged in market making activities for the subject company.

### 6. Disclosure regarding conflict of interests

Geojit Investments Limited shall abide by the applicable regulations/ circulars/ directions specified by SEBI and Research Analyst Administration and Supervisory Body (RAASB) from time to time in relation to disclosure and mitigation of any actual or potential conflict of interest. Geojit Investments Limited will endeavour to promptly inform the client of any conflict of interest that may affect the services being rendered to the client.

Please ensure that you have read the "Risk Disclosure Documents for Capital Market and Derivatives Segments" as prescribed by the Securities and Exchange Board of India before investing.

7. Neither Geojit Investments Limited nor its Analysts have utilized any AI tools in the preparation of the research reports.

## **GRIEVANCE REDRESSAL**

Compliance Officer

Ms. Indu K.

Geojit Investments Ltd

7th Floor, 34/659-P, Civil Line Road,

Padivattom, Edapally, Ernakulam,

682024

Kerala, India

Tele: 0484 -400 1367/ 641 1367

Email: [compliance@geojit.com](mailto:compliance@geojit.com)

Grievance Officer

Mr Nitin K

Geojit Investments Ltd

7th Floor, 34/659-P, Civil Line Road,

Padivattom, Edapally, Ernakulam,

682024

Kerala, India

Tele: 0484- 400 1363/ 641 1363

Email : [grievances@geojit.com](mailto:grievances@geojit.com)

## **STANDARD WARNING**

Investment in securities market are subject to market risks. Read all the related documents carefully before investing.